



Nightlight



Sensor

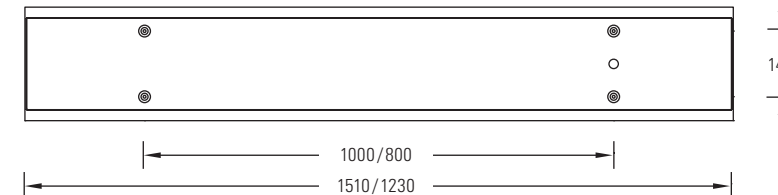
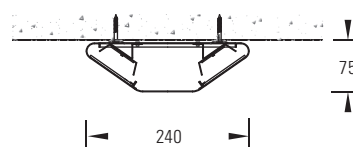


LED Emergency

TRYAD LED

A range of LED IP40 twin optic surface luminaires.

- Ideal for healthcare and educational applications such as wards, consulting rooms, examination rooms, and corridors. Also particularly effective in retail environments.
- Body in white (RAL9010).
- Specially developed opalised polycarbonate TP(a) material which is tailored to the colour temperature of the LEDs. It delivers a high transmission and excellent diffusion eliminating LED spotting.
- Individual optics provide a wide distribution with an upward lighting component for excellent vertical illuminance and ambience.
- Available in fixed output, DALI or Switchdim operation.
- Available with built-in miniature sensors for movement detection and photocell control.
- Available with separate built-in nightlight.
- Available with built-in emergency LED downlights. See ELL/L/LED (p.152).
- Colour rendering index Ra >80.
- Colour temperature – available in 3000K and 4000K versions.
- Predicted lifetime >50,000 hours.
- No ultra violet or infra red emissions.
- Photometric data available in Eulumdat format on request or via Relux website.
- Standard ITAB Prolight LED warranty (see page 161).



Catalogue No.	Mounting	Nominal Dimensions (mm)	LED Flux (Lumens)	Luminaire Flux (Lumens)	Total System Wattage	Luminaire Lumens / Circuit Watt	Colour Temp	CRI	Weight (Kg)
TRY/12/F/052/3K	Surface	1230	5200	3350	35.5	94.3	3000K	>80	7
TRY/12/F/088/3K	Surface	1230	8800	5669	58.2	97.4	3000K	>80	7
TRY/12/F/052/4K	Surface	1230	5200	3350	33.4	100.3	4000K	>80	7
TRY/12/F/088/4K	Surface	1230	8800	5669	53.9	105.2	4000K	>80	7
TRY/15/F/065/3K	Surface	1530	6500	4188	43.8	95.6	3000K	>80	9
TRY/15/F/110/3K	Surface	1530	11000	7087	70.4	100.7	3000K	>80	9
TRY/15/F/065/4K	Surface	1530	6500	4188	40.8	102.6	4000K	>80	9
TRY/15/F/110/4K	Surface	1530	11000	7087	66.3	106.9	4000K	>80	9

Dimmable Drivers: To specify DALI driver, replace 'F' in the catalogue number with 'X': e.g. TRY/15/X/065/4K
 To specify DALI driver wired for Switchdim operation replace 'F' in the catalogue number with 'S': e.g. TRY/15/S/110/4K
Emergency Conversion: To specify 3 hour maintained emergency packs, add 'E' to catalogue number: e.g. TRY/12/F/088E/4K
Self Test Emergency Conversion: To specify 3 hour maintained emergency packs, add 'ES' to catalogue number: e.g. TRY/15/F/065ES/4K
LED Emergency: Available with built in ELL/L/LED emergency downlight (see separate data sheet).
 To specify add 'EL' to catalogue number: e.g. TRY/15/F/065EL/4K
Sensor: Available with built in PIR/Photocell units – further information on request.
Nightlight: Central LED nightlight can be supplied. 470 lumens. Colour 3500 Kelvin. 4.5 Watts. 270mm long.
 Please specify add 'N' to catalogue number: e.g. TRY/15/F/110N/4K