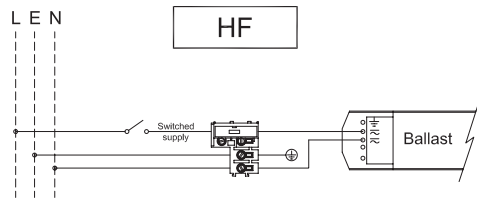
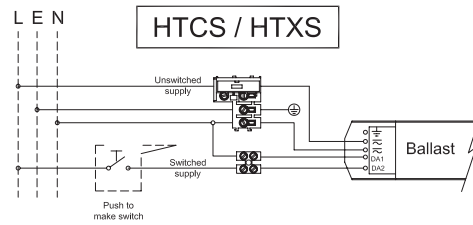


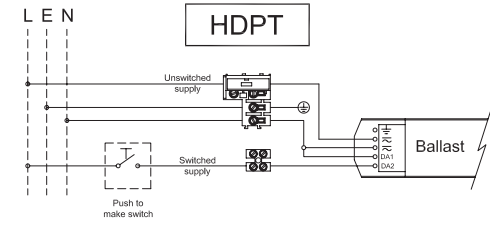
HF CONTROL GEAR WIRING DIAGRAMS



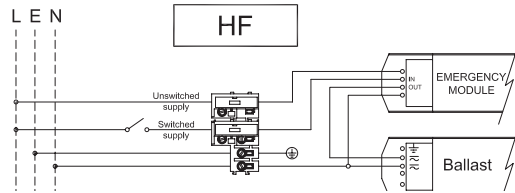
Luminaire wired for standard operation with HF control gear



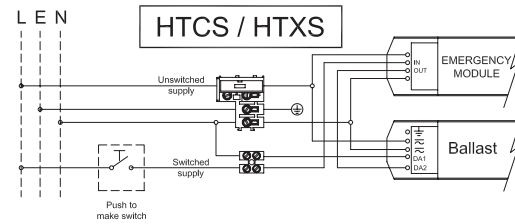
Luminaire wired for 'Tridonic' Switchdim operation



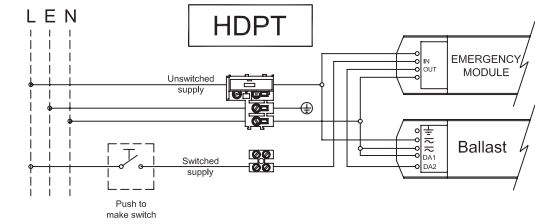
Luminaire wired for 'Philips' Touch & Dim operation



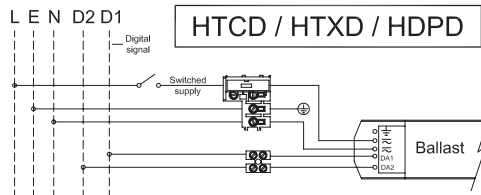
Luminaire wired for standard operation with HF control gear and integral emergency



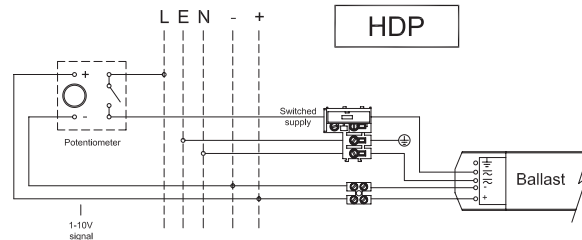
Luminaire wired for 'Tridonic' Switchdim operation and integral emergency



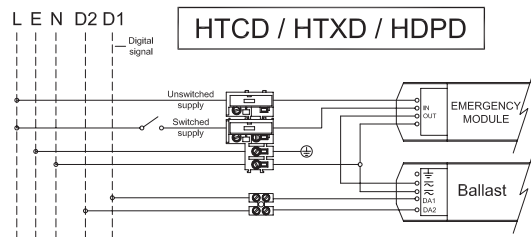
Luminaire wired for 'Philips' Touch & Dim operation and integral emergency



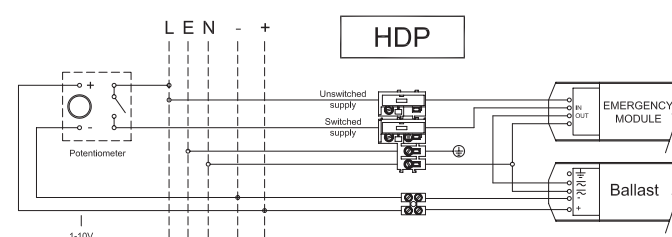
Luminaire wired for DSI or DALI operation



Luminaire wired for 1-10V dimming operation



Luminaire wired for DSI or DALI operation and integral emergency



Luminaire wired for 1-10V dimming operation and integral emergency