


Recessed



Surface



Wire Suspended

OWL OPAL ECO

LED

Available with opal diffuser only, this economical version of our OWL panel is well suited for back of house corridors, toilets, storerooms and other such areas.

- Edge lit from two sides.
- Colour rendering index Ra >80.
- Predicted lifetime >50,000 hours.
- 3,300 lumen absolute output.
- Remote driver with shrouded terminals.
- Available in surface mount, suspended and plasterboard versions.
- Reduced R9 value = 11.
- Standard ITAB Prolight LED warranty (see page 161).

Catalogue No.	Nominal Dimensions (mm)	Mounting Option	Luminaire Flux (Lumens)	Total System Wattage	Luminaire Lumens / Circuit Watt	Colour Temp	CRI	Weight (Kg)
OWLB66/33/3K	600x600	Exposed T lay in	3300	40	82.5	3000K	>80	5
OWLB66/33/4K	600x600	Exposed T lay in	3300	37	89.2	4000K	>80	5
OWLB66/33/3K/SM	600x600	Surface Mount	3300	40	82.5	3000K	>80	7
OWLB66/33/4K/SM	600x600	Surface Mount	3300	37	89.2	4000K	>80	7
OWLB66/33/3K/SP	600x600	Suspended	3300	40	82.5	3000K	>80	7
OWLB66/33/4K/SP	600x600	Suspended	3300	37	89.2	4000K	>80	7

Dimmable Drivers: To specify DALI/DSI driver add 'D' to catalogue number: e.g. OWLB66/33D/4K

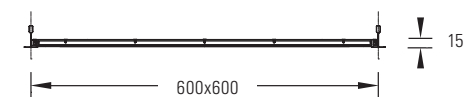
To specify DALI/DSI driver wired for Switchdim operation, add 'DW' to catalogue number: e.g. OWLB66/33DW/4K

Emergency Conversion: To specify 3 hour maintained emergency packs, add 'E' to catalogue number: e.g. OWLB66/33E/4K

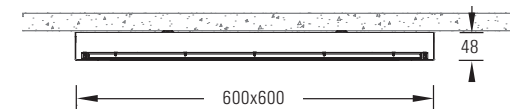
Self Test Emergency Conversion: To specify 3 hour maintained emergency packs, add 'ES' to catalogue number: e.g. OWLB66/33ES/4K

For **Plasterboard Frame**, please quote catalogue number: OWL/660/PB FRAME; cut out required: 625x625mm

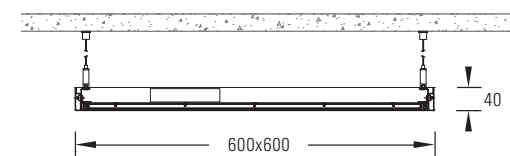
Recessed



Surface



Wire Suspended



Please specify required suspension length at time of enquiry.